

EST: 1975
Ph: 08353-230299

website: www.stcollegebanahatti.org
email: stcollegebnt@yahoo.com



Janata Shikshan Sangha's
SHREE TAMMANNAPPA CHIKKODI
ARTS, COMMERCE, BBA, BCA & B. Sc College,
PG COLLEGE & Research Centre, BANHATTI.
(Affiliated to Rani Channamma University Belagavi)
Tal: Rabkavi-Banahatti) Karnataka (Dist: Bagalkot
Re-Accredited by NAAC at "B++" Level



TEACHERS FEEDBACK ANALYSIS REPORT 2021-22

The feedback analysis of the STC Arts, Commerce BBA BCA and BSc college PG and Research Centre Banahatti designs and collects feedback from its teachers to monitor and evaluate its performances quality on curriculum and curriculum related issues.

For the academic year 2021-22. Teachers feedback is sought from around 44 teachers. Almost all teachers are satisfied with staff and development methods. Most of teacher as excellent for primary education before work of the new working environment. Around 73% of teachers are excellent and 16% of rated very good for planning the indicators of effective teaching. An average 34.10% of teachers are excellent for the research work and monitored and evaluated and 23% are rated as very good and good. Majority of 68% of teachers all excellent for the response of the students to the overall effective teaching. It is observed that 91% of the respondents agreed that rules and regulations regulatory and HR policies in the institution and the Teachers feedback that 82% rated as excellent about teaching facilities for effective teaching. And also about teachers are excellent for the develop a communication channel between the management and students and also majority for teachers 80% are rated as Excellent regarding role of institution to help faculty modifications and improvement in the feeling methodology.


PRINCIPAL

STC Arts & Commerce College
BANHATTI-587 311

Sl/No	Question	Excellent	Very Good	Good	Satisfactory	Poor
1	Staff training and development methods.	33	8	3	0	0
2	Primary education before work of the new working environment.	31	9	4	0	0
3	Planning the indicators of effective teaching	32	7	5	0	0
4	The research work was monitored and evaluated	15	10	10	09	0
5	What was the response of the students to the overall effective teaching?	30	8	6	0	0
6	Rules and regulations curriculum and HR policies in the institutions.	40	4	0	0	0
7	Teaching facilities for effective teaching.	36	5	3	0	0
8	To develop a communication channel between the management and students.	40	4	0	0	0
9	Role of institution to help faculty modification and improvement in the teaching methodology.	35	5	4	0	0


1. Staff training and development methods .

Option	Response	Percentage
Excellent	33	75%
Very Good	8	18%
Good	3	7%
Satisfactory	0	0%
Poor	0	0%



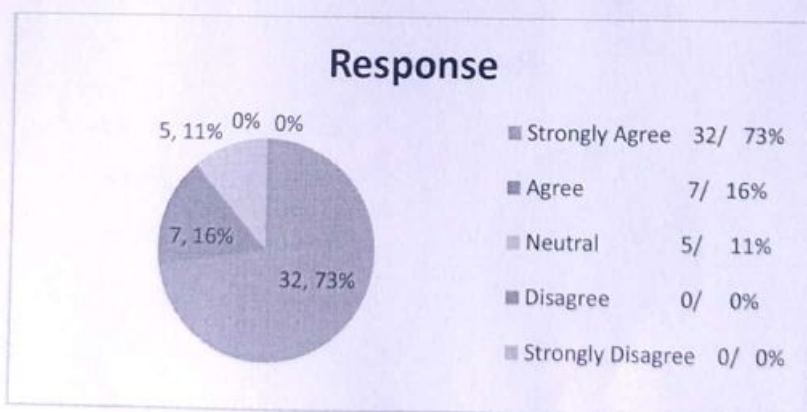
2. Primary education before work of the new working environment.

Option	Response	Percentage
Excellent	31	71%
Very Good	9	20%
Good	4	9%
Satisfactory	0	0%
Poor	0	0%



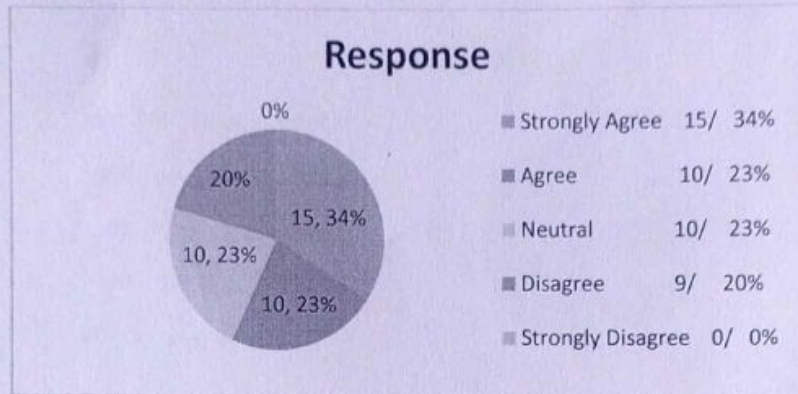
3. Planning the indicators of effective teaching.

Option	Response	Percentage
Excellent	32	73%
Very Good	7	16%
Good	5	11%
Satisfactory	0	0%
Poor	0	0%



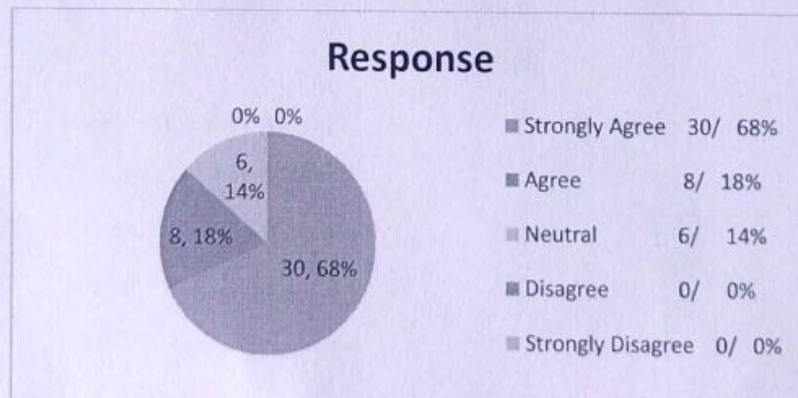
4. The research work was monitored and evaluated

Option	Response	Percentage
Excellent	15	34%
Very Good	10	23%
Good	10	23%
Satisfactory	09	20%
Poor	0	0%




5. What was the response of the students to the overall effective teaching.

Option	Response	Percentage
Excellent	30	68%
Very Good	8	18%
Good	6	14%
Satisfactory	0	0%
Poor	0	0%



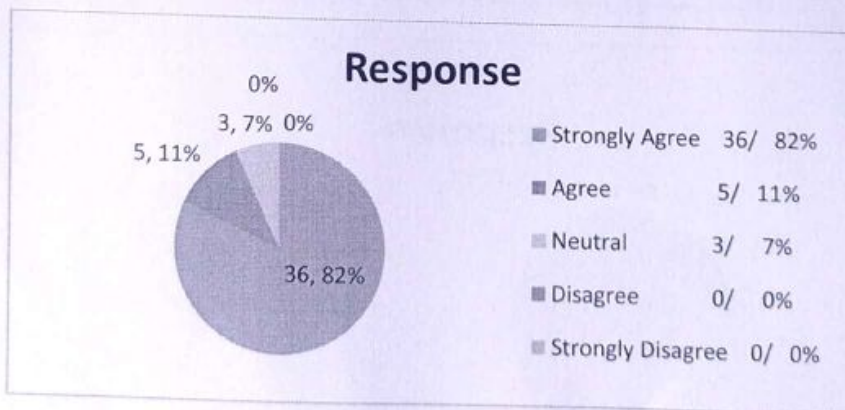
6. Rules and regulations curriculum and HR policies in the institutions.

Option	Response	Percentage
Excellent	40	91%
Very Good	4	9%
Good	0	0%
Satisfactory	0	0%
Poor	0	0%



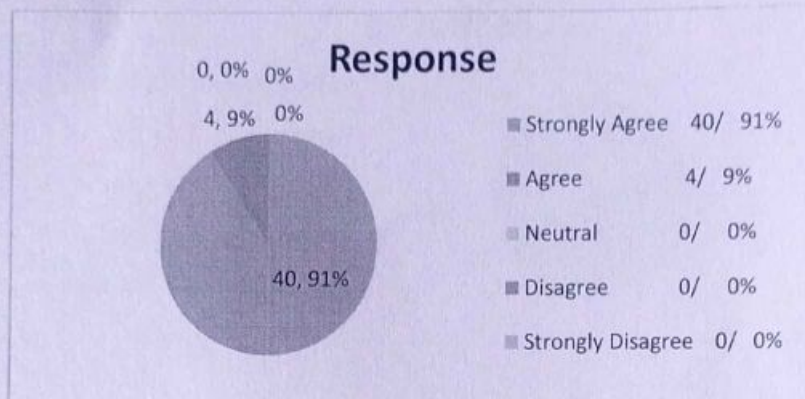
7. Teaching facilities for effective teaching.

Option	Response	Percentage
Excellent	36	82%
Very Good	5	11%
Good	3	7%
Satisfactory	0	0%
Poor	0	0%



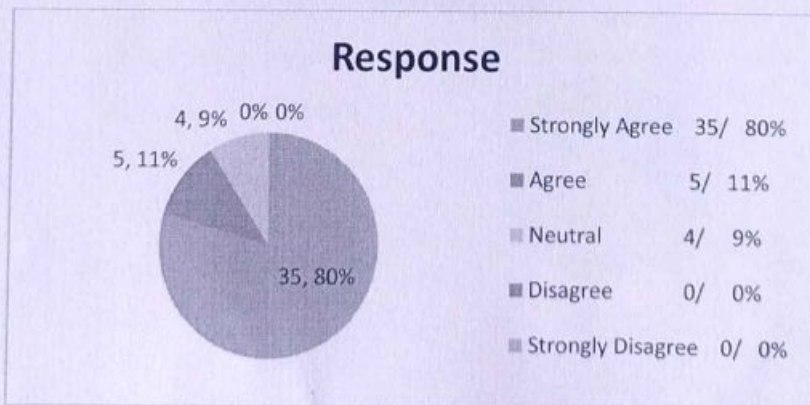
8. To develop a communication channel between the management and students.

Option	Response	Percentage
Excellent	40	91%
Very Good	4	9%
Good	0	0%
Satisfactory	0	0%
Poor	0	0%



9. Role of institution to help faculty modification and improvement in the teaching methodology.

Option	Response	Percentage
Excellent	35	80%
Very Good	5	11%
Good	4	9%
Satisfactory	0	0%
Poor	0	0%



PRINCIPAL
STC Arts & Commerce College
BANHATTI-587 311

STUDENT FEEDBACK ANALYSIS REPORT 2021-2022

The students feedback on curriculum and teaching learning process at STC Arts and Commerce College, Banahatti is designed to get formative feedback from students can be used towards the improvement in the quality of courses design and delivery as well as students learning experience.

For the academic year 2021-22, student's feedback is sought from around 493 students about the curriculum and teaching learning process. Majority of the student population 81% of the students rated as excellent for the classroom and college campus are clean and well maintained. An average 85% of students rated as excellent for adequate number of classrooms available. Majority of 86% of students are satisfied for regular and timely feedback is given on performance is excellent and 86% of students are rated as excellent for the evaluation process is fair and biased. Around 97% of students are satisfied that seating capacity in the library and 98% is rated as satisfied that prescribed books/reading materials are available in the library department. Around 79% of the students rated as excellent about teacher's type of presentation held interest during the class. It is observed that 97% of the respondents agreed that the photocopy facility in the Library is satisfactory. Around 78% rated as excellent about internet facility and online educational resources are available and accessible in the In college campus. And 99% of the students satisfied to the conducting test/assignment/examinations and project timely. The students feedback that 98% of them are agreed and satisfied about the college and library website is updated timely. Around 80% of students rated as excellent and 79% of students are also rated as excellent for the facilities of pure water and canteen facility is satisfactory. And also 96% of the students are satisfied for the sports ground and equipment's are properly maintained for healthy participation in sports. Majority of 89% of them rated as the excellent for the teachers using ICT equipment's in teaching learning process. And also majority of students 96% are rated as excellent regarding co curriculum activities are conducted in college



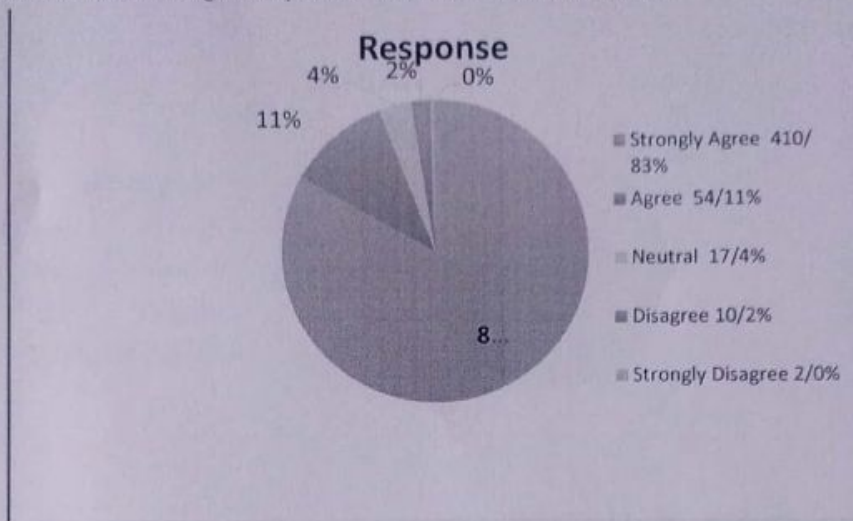
PRINCIPAL
STC Arts & Commerce College
BANAHATTI-587 300

Sl.No	Curriculum	Strongly Agree	Agree	Neutral	Disagree	Strongly Disagree
1	The classroom and college campus are clean and well maintained	410	54	17	10	2
2	There are adequate number of classrooms available	420	50	18	5	0
3	Regular and timely feedback is given on performance.	425	38	20	8	2
4	The evaluation process is fair and unbiased	430	40	20	3	0
5	Seating capacity in the library is satisfactory	480	13	0	0	0
6	The prescribed books/reading materials are available in the library/department	485	8	0	0	0
7	Teachers style of presentation hold my interest during class	390	80	15	8	0
8	Photocopying facility in the library is satisfactory	480	10	3	0	0
9	Internet facility and online educational resources are available and accessible in over college campus	385	50	38	20	0
10	Conducting tests/ assignment/ examinations and project timely	488	5	0	0	0
11	The college and library website is updated timely	481	5	7	0	0
12	Purified drinking water is available on campus	395	40	30	18	10
13	Canteen facility available is satisfactory	390	80	23	0	0
14	Sports ground and equipments are properly maintained for healthy participation in sports	473	15	5	0	0
15	Teachers using ICT equipments in teaching learning process	438	30	20	5	0
16	Co-curricular activities are conducted in college	475	18	0	0	0

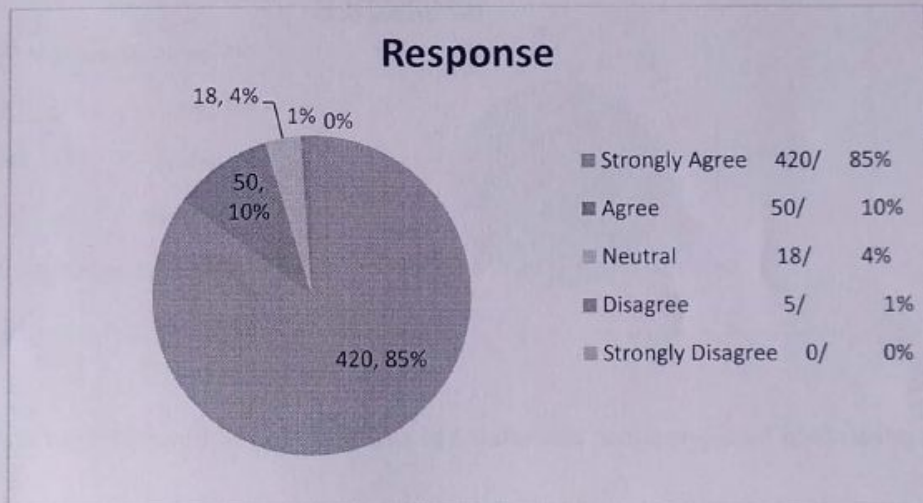
PRINCIPAL
 STC Arts & Commerce College
 2nd Floor, 11th Street
 Bangalore

STUDENT FEEDBACK

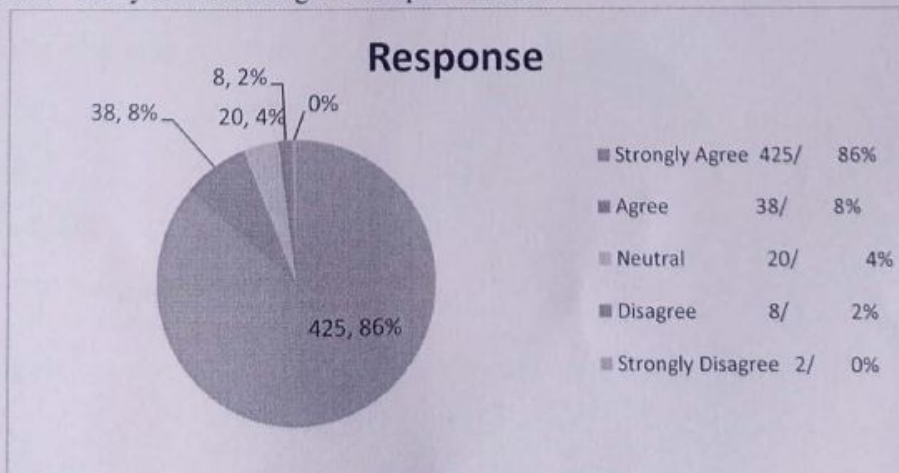
1. The classroom and college campus are clean and well maintained.



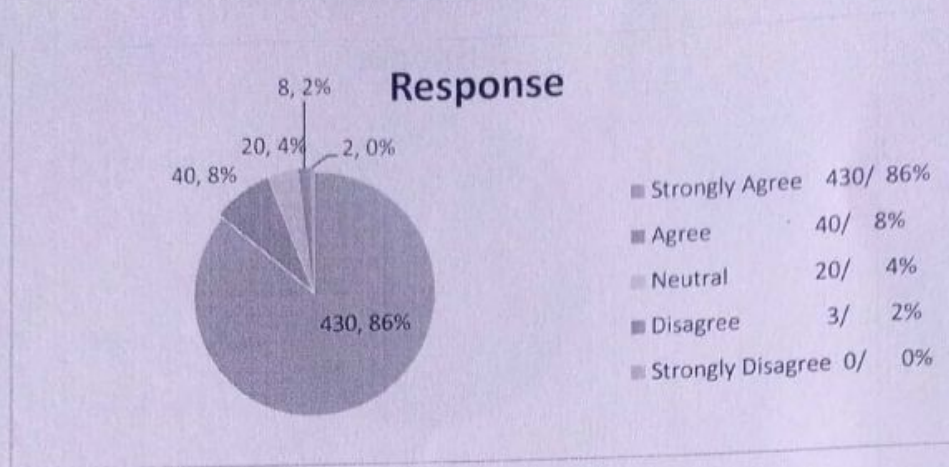
2. There are adequate number of classrooms available.



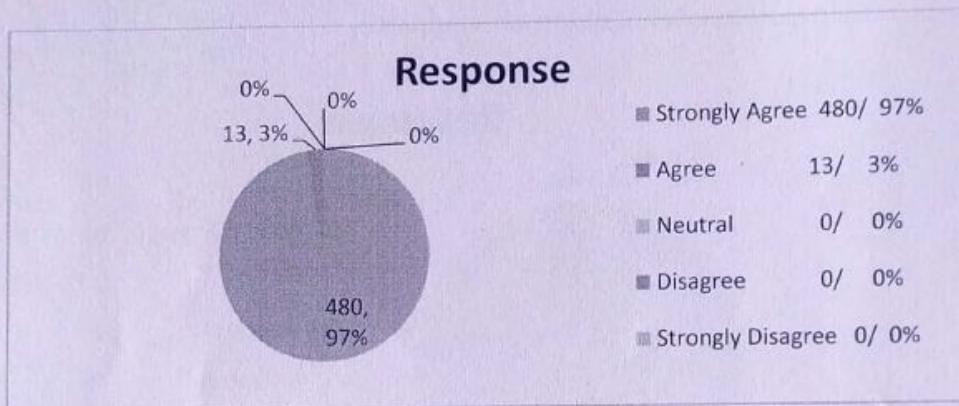
3. Regular and timely feedback is given on performance.



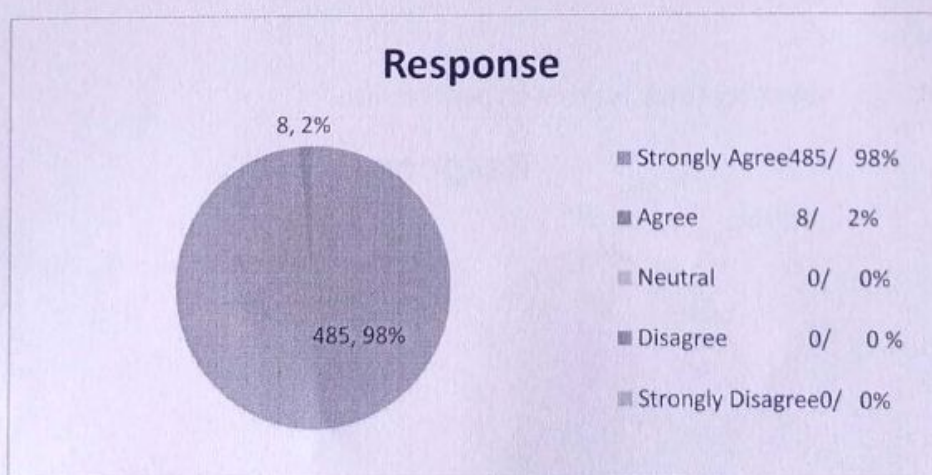
4. The evaluation process is fair and unbiased.



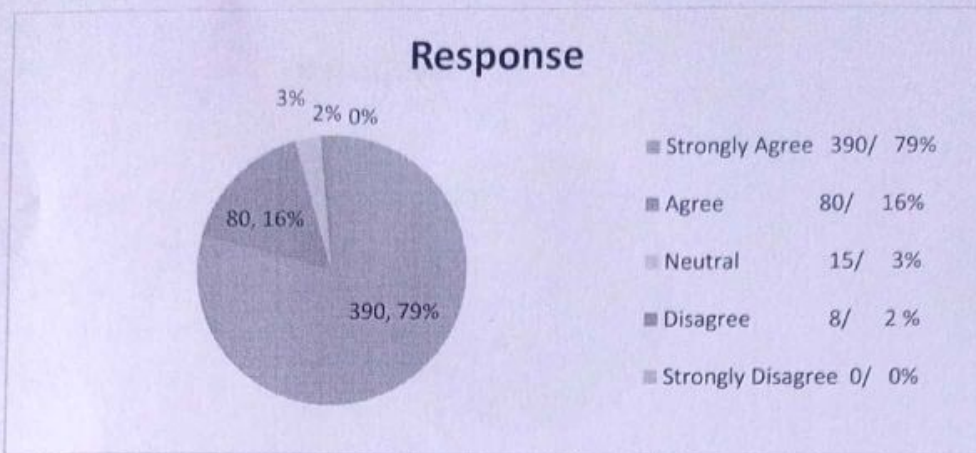
5. Seating capacity in the library is satisfactory.



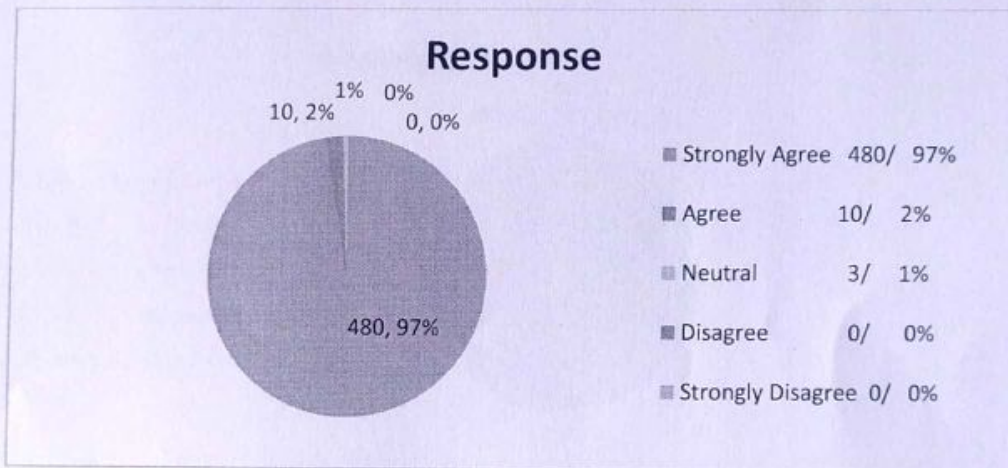
6. The prescribed books/reading materials are available in the library/department



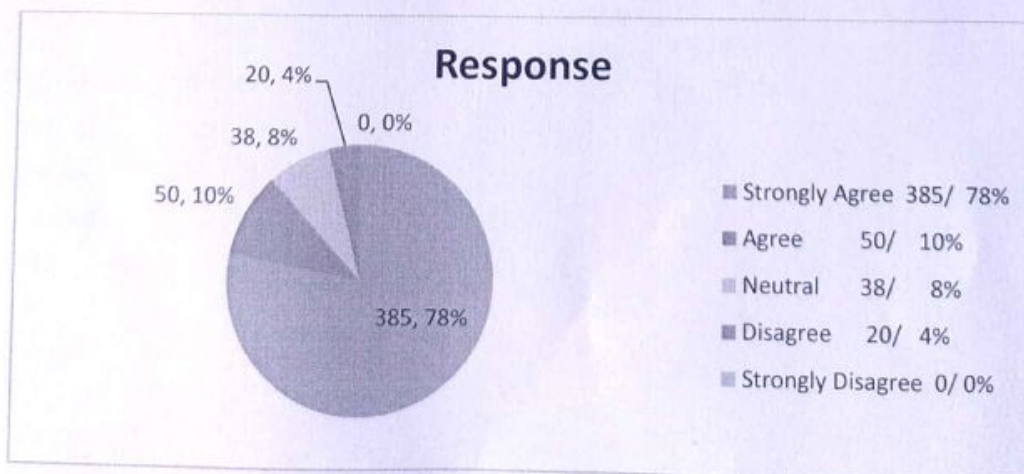
7. Teachers style of presentation hold my interest during class.



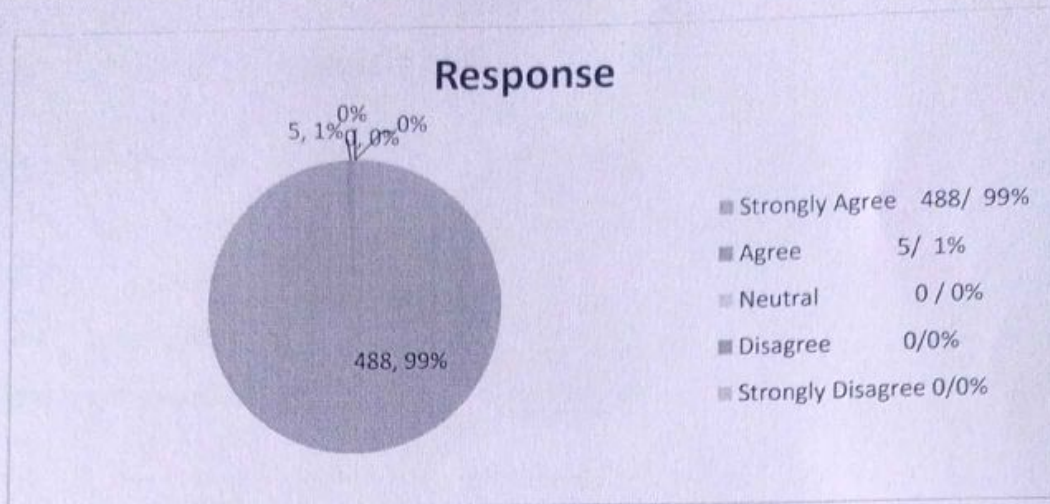
8. Photocopying facility in the library is satisfactory.



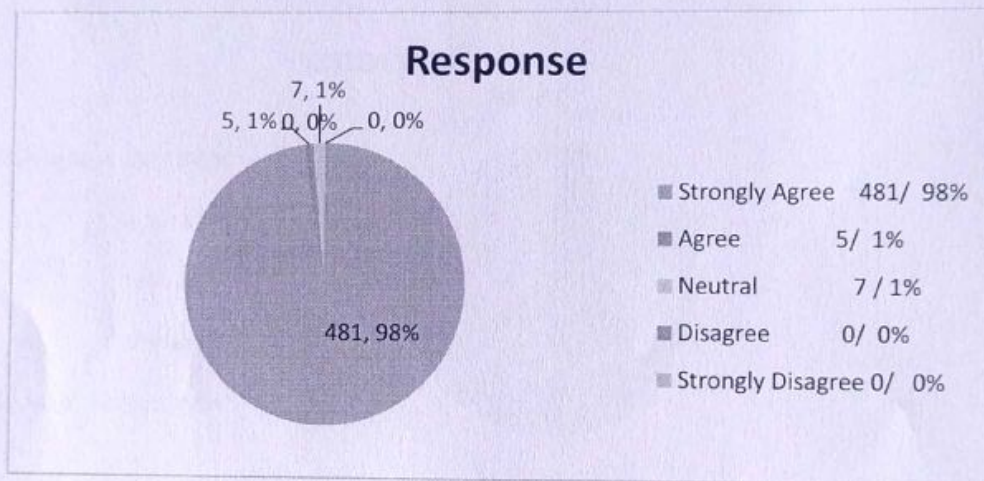
9. Internet facility and online educational resources are available and accessible in over college campus.



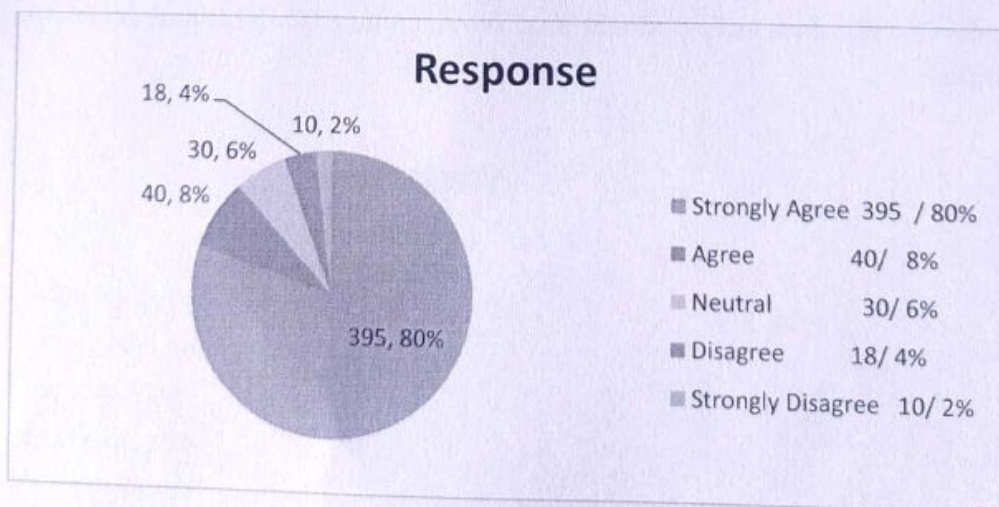
10. Conducting tests/ assignment/ examinations and project timely.



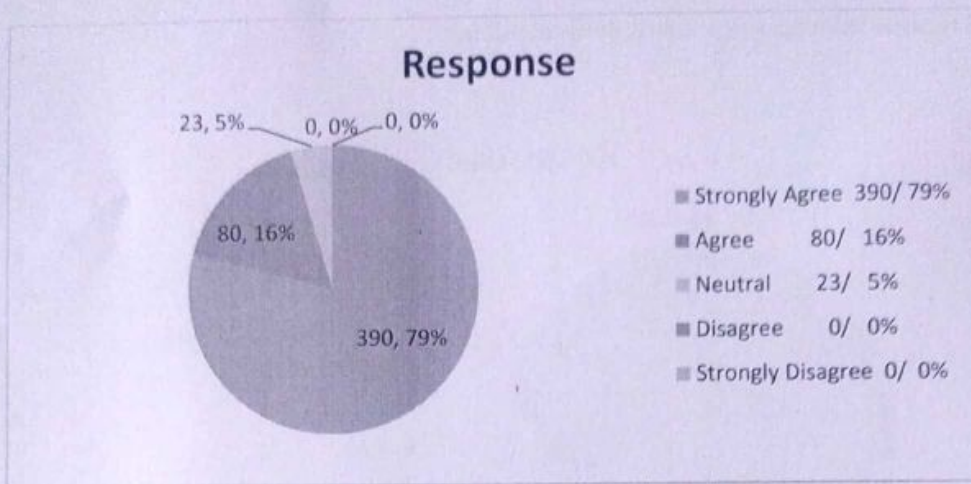
11. The college and library website is updated timely



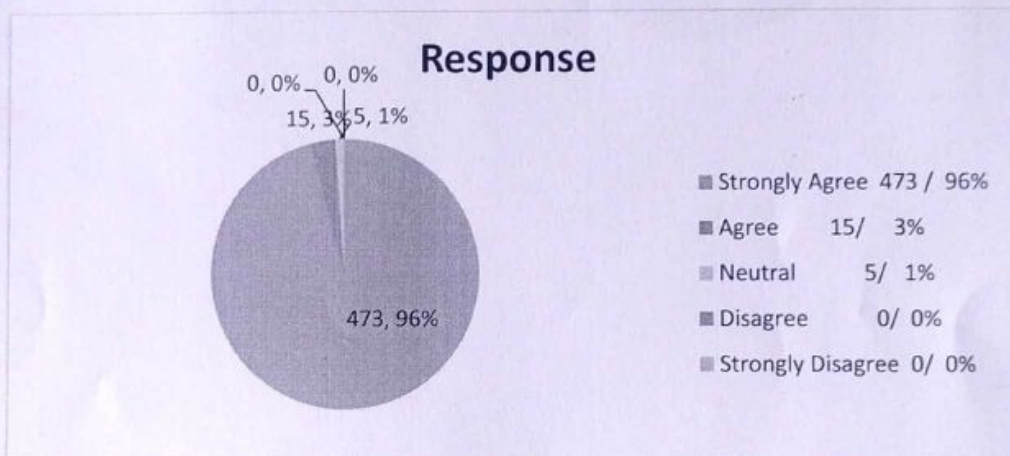
12. Purified drinking water is available on campus.



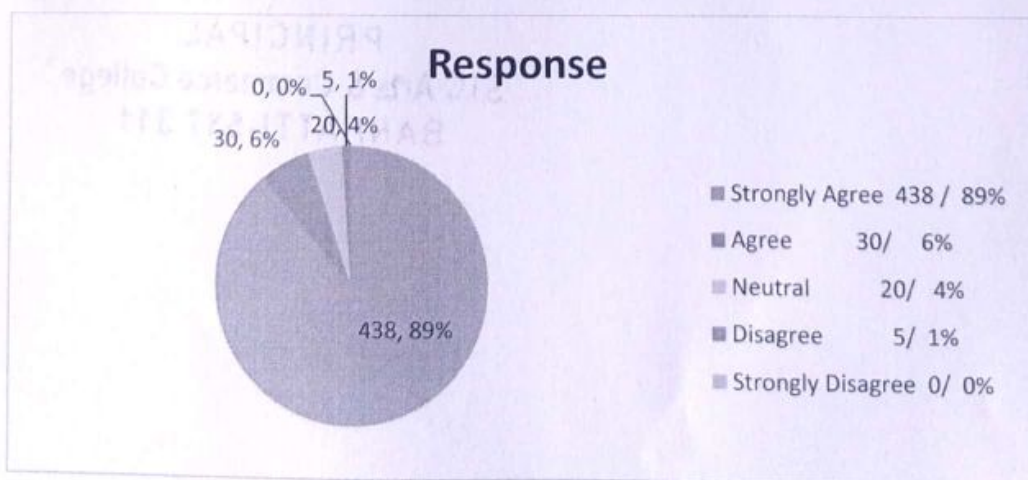
13. Canteen facility available is satisfactory.



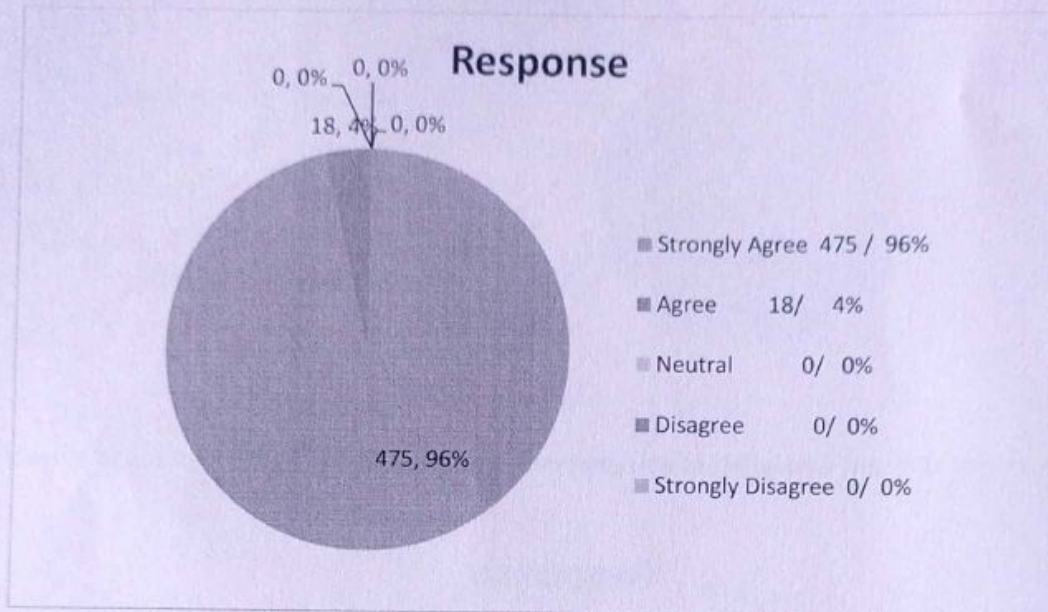
14. Sports ground and equipments are properly maintained for healthy participation in sports.



15. Teachers using ICT equipments in teaching learning process.



16. Co-curricular activities are conducted in college.



PRINCIPAL
STC Arts & Commerce College
BANHATTI-587 311

Employer Feedback Analysis Report 2021-22

Employers are major stakeholders, the feedback from employer is an important scale for our institution to understand the needs of the industry/ institutions where the students have got their first employment, so as to evaluate the outcome of the entire teaching learning process. This enables the institution to assess the outcome and develop strategies towards better learning based outcomes and all round comprehensive development such that students are gainfully employed after leaving the institution.

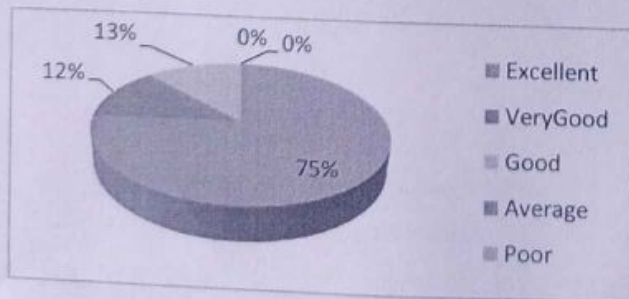
We have prepared a special 5 scale Employer Feedback form and collected 8 number of responses from different employers. They felt that the curriculum enhances the technical knowledge of students and it helps to develop problem solving skills and communication skills of the students.

An average of 75% employers are given **excellent** and 25% **very good** comments on Communication Skill and Team work of the students. And 63% of employers are given **excellent** comment on technical skills.

Employer Feedback Analysis

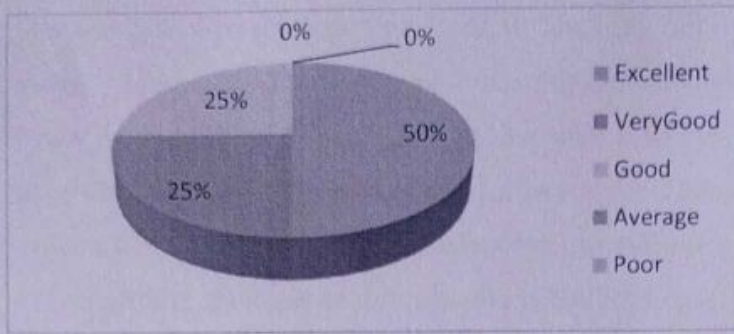
Sl.No	Questions	Excellent	Very Good	Good	Average	Poor
1	Communication Skill	6	1	1	0	0
2	Inter Personal Skill	4	2	2	0	0
3	Team Work	6	2	0	0	0
4	Problem Solving Skill	5	2	1	0	0
5	Technical Skill	5	1	1	1	0
6	The present curriculum is as per needs of the industry	4	2	2	0	0
7	The syllabus has good balance between the theory & application	4	2	1	1	0
8	How do you rate the weightage given to the practical sessions	5	2	1	0	0

1. Communication Skill

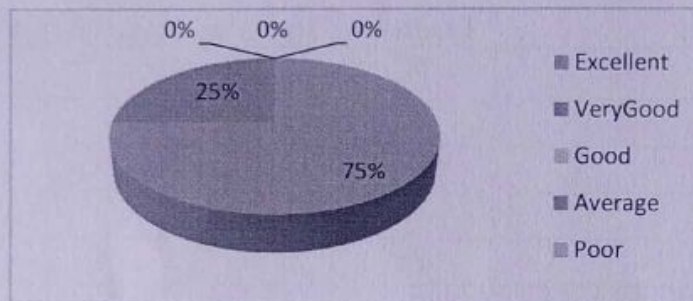



PRINCIPAL
TC Arts & Commerce College
BANHATTI-587 311

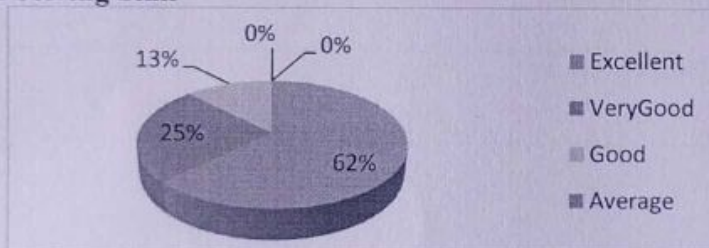
2) Inter Personal Skill



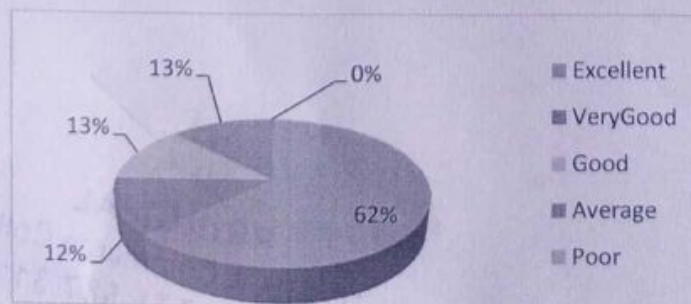
3) Team Work



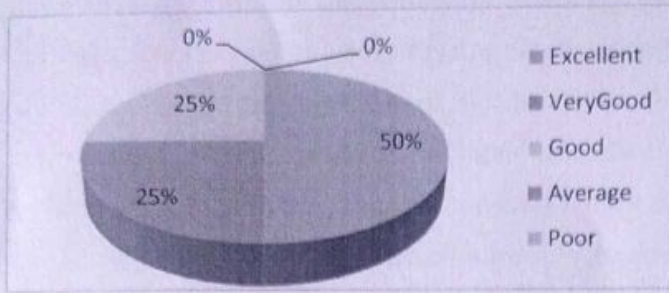
4) Problem Solving Skill



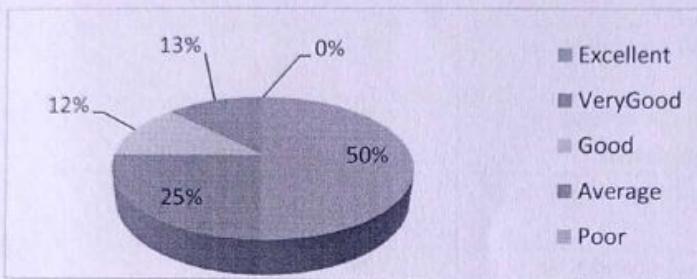
5) Technical Skill



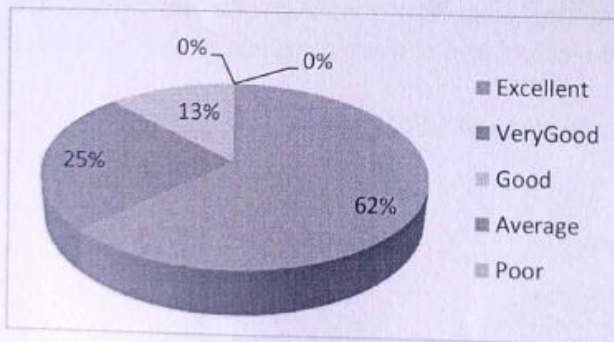
6) The present curriculum is as per needs of the industry



7) The syllabus has good balance between the theory & application



8) How do you rate the weightage given to the practical sessions?




PRINCIPAL
STC Arts & Commerce College
BANHATTI-587 311

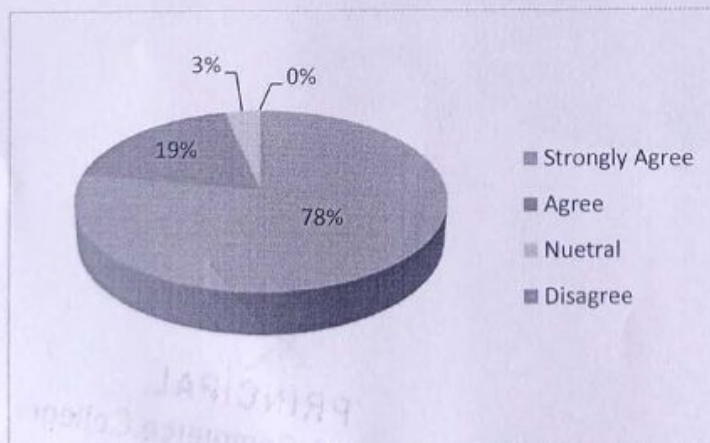
Alumni Feedback Analysis Report 2021-22

Alumni Feedback offers important viewpoints for evaluating academic programs and student services. They provide us the inputs regarding development in facilities and employability of our students. We appeal our alumni to provide their sincere feedback on our curriculum. We have received alumni feedback on syllabus and curriculum. Alumni were highly satisfied in the course objectives and the workload was also manageable by the students. For this academic year we have received 58 responses from alumni. Based on the comments of alumni the analysis is done as follows.

Sl.No	Questions	Strongly Agree	Agree	Neutral	Disagree
1	I am proud to be an alumna / Alumnus of STC College	45	11	2	0
2	The learning I had at the college is useful in any career	42	14	2	0
3	The development in the college in recent years are appreciative	45	13	0	0
4	STC College is involving alumni in its activities	32	21	5	0
5	The alumni have a role to play in financially strengthening the college	36	18	4	0
6	I am always keen to contact with other alumni of our institution for personal and professional needs	29	21	8	0

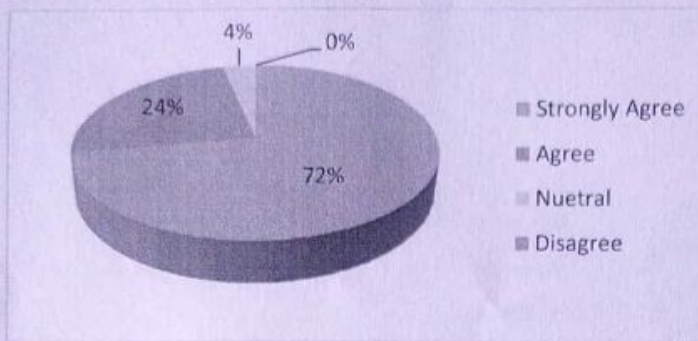
An average of 80% alumni are strongly agreed in various questionnaires. And an average of 35% alumni are agreed and 0.03% are neutral and 0% are disagree with the all questionnaires.

1) I am proud to be an alumna / Alumnus of STC College

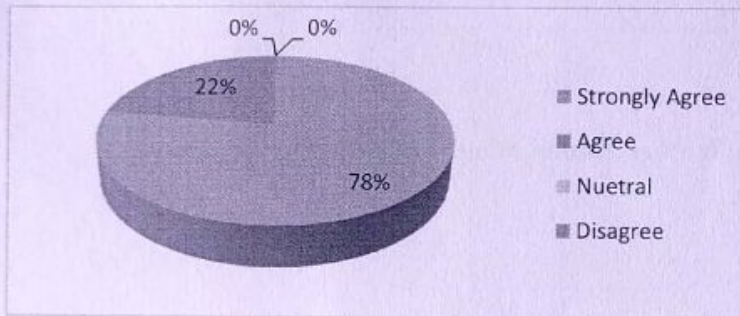



PRINCIPAL
STC Arts & Commerce College
BANHATTI-587 311

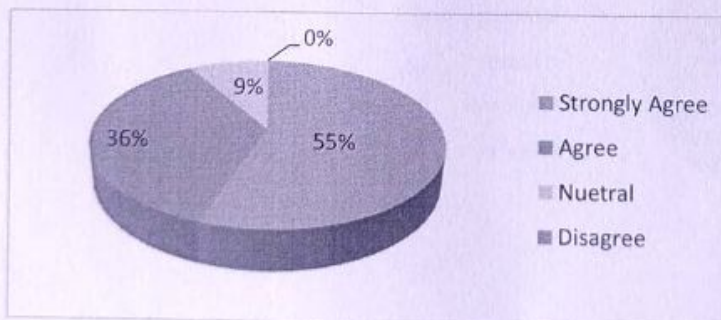
2) The learning I had at the college is useful in any career




3) The development in the college in recent years are appreciative



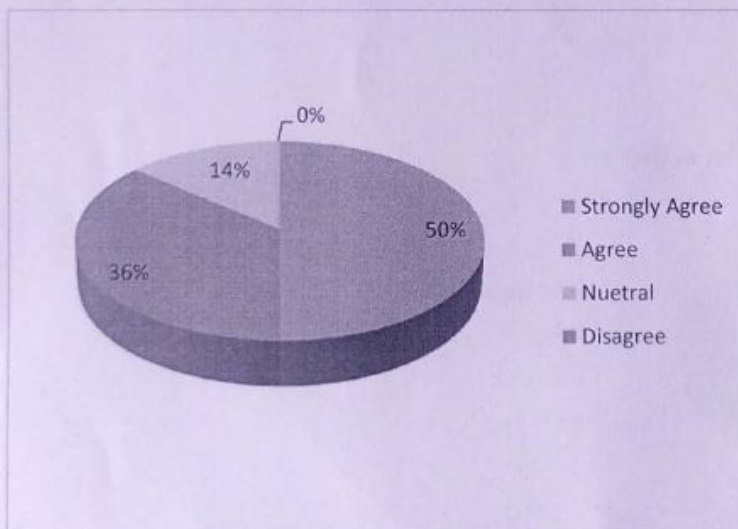
4) STC College is involving alumni in its activities



5) The alumni have a role to play in financially strengthening the college



6) I am always keen to contact with other alumni of our institution for personal and professional needs




PRINCIPAL
STC Arts & Commerce College
RANHATTI-587 311